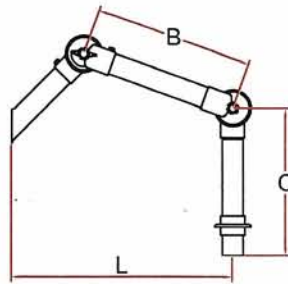


# Product Overview



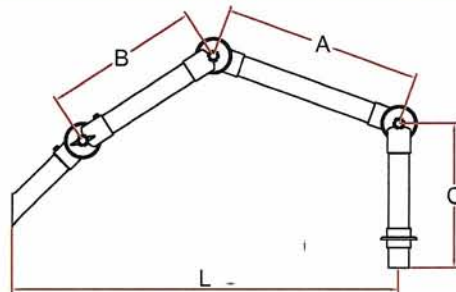
## Table Mounted

### Table Mounted (TM), 2-joint



Diam. [mm]	L [mm]	B [mm]	C [mm]	Weight appr. [kgs]	Part No.	Colour of joint		
						Red	White	Black
50	445	275	350	0.8	50-27-1	-4	-5	-050
50	545	375	350	0.8	50-37-1	-4	-5	-050
50	645	475	350	0.8	50-47-1	-4	-5	-050
50	745	575	350	0.9	50-57-1	-4	-5	-050

### Table Mounted (TM), 3-joint



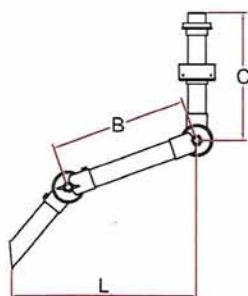
Diam. [mm]	L [mm]	A [mm]	B [mm]	C [mm]	Weight appr. [kgs]	Part No.	Colour of joint		
							Red	White	Black
50	765	375	275	350	1.1	50-3727-1	-4	-5	-050
50	945	475	375	350	1.3	50-4737-1	-4	-5	-050
50	1125	575	475	350	1.4	50-5747-1	-4	-5	-050
50	1425	875	475	350	1.5	50-8747-1	-4	-5	-050



# Product Overview

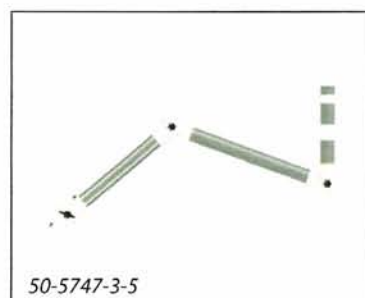
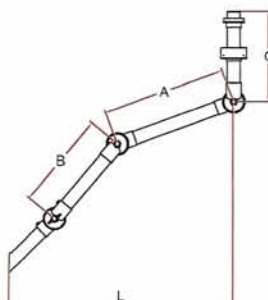
## Wall- and Ceiling Mounted

### Wall/Ceiling Mounted (WCM), 2-joint



Diam. [mm]	L [mm]	B [mm]	C [mm]	Weight appr. [kgs]	Part No.	Colour of joint		
						Red	White	Black
50	430	275	350	0.8	50-27-3	-4	-5	-050
50	530	375	350	0.8	50-37-3	-4	-5	-050
50	630	475	350	0.9	50-47-3	-4	-5	-050
50	730	575	350	1.0	50-57-3	-4	-5	-050

### Wall/Ceiling Mounted (WCM), 3-joint



Diam. [mm]	L [mm]	A [mm]	B [mm]	C [mm]	Weight appr. [kgs]	Part No.	Colour of joint		
							Red	White	Black
50	750	375	275	350	1.1	50-3727-3	-4	-5	-050
50	910	475	375	350	1.3	50-4737-3	-4	-5	-050
50	1125	475	675	350	1.5	50-4767-3	-4	-5	-050
50	1080	575	475	350	1.4	50-5747-3	-4	-5	-050
50	1380	875	475	350	1.6	50-8747-3	-4	-5	-050
50	1660	875	875	350	1.8	50-8787-3	-4	-5	-050

### Special Stop on Socket Joint

Creates a minimum angle between the extraction arm and ceiling column/wall bracket of 60° or 90°. Prevents the extraction arm from touching a suspended ceiling when folded up.

**NB! The special stop cannot be retrofitted.** It must be ordered with the extraction arm.

**Find article No. of Extraction arm with:**

Stop 60°: Model of Extraction Arm + -60

Stop 90°: Model of Extraction Arm + -90

**E.g.:** Model 50-8787-3-5 with Stop 60: Art. No. 50-8787-3-5-60

