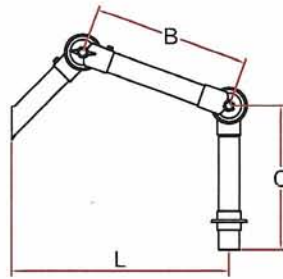


Products Overview



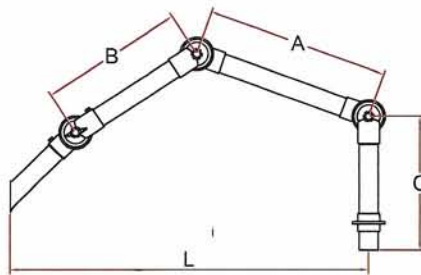
Table mounted

Table mounted (TM), 2-joint



| Diam. [mm] | L [mm] | B [mm] | C [mm] | Weight approx. [kgs] | Part No. |
|------------|--------|--------|--------|----------------------|-----------|
| 50 | 445 | 275 | 350 | 0.8 | 50-27-1-6 |
| 50 | 545 | 375 | 350 | 0.8 | 50-37-1-6 |
| 50 | 645 | 475 | 350 | 0.8 | 50-47-1-6 |

Table mounted (TM), 3-joint



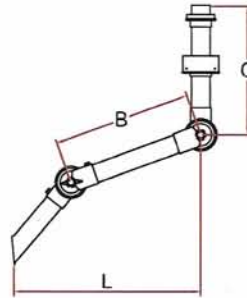
| Diam. [mm] | L [mm] | A [mm] | B [mm] | C [mm] | Weight approx. [kgs] | Part No. |
|------------|--------|--------|--------|--------|----------------------|-------------|
| 50 | 765 | 375 | 275 | 350 | 1.1 | 50-3727-1-6 |
| 50 | 945 | 475 | 375 | 350 | 1.3 | 50-4737-1-6 |
| 50 | 1125 | 575 | 475 | 350 | 1.4 | 50-5747-1-6 |

Products Overview

Wall and Ceiling mounted

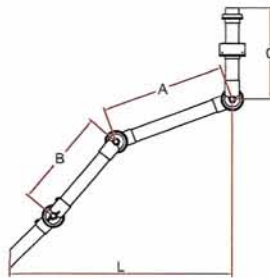


Wall/Ceiling mounted (WCM), 2-joint



| Diam. [mm] | L [mm] | B [mm] | C [mm] | Weight approx. [kg] | Part No. |
|------------|--------|--------|--------|---------------------|-----------|
| 50 | 530 | 375 | 350 | 0.8 | 50-37-3-6 |
| 50 | 630 | 475 | 350 | 0.9 | 50-47-3-6 |

Wall/Ceiling mounted (WCM), 3-joint



| Diam. [mm] | L [mm] | A [mm] | B [mm] | C [mm] | Weight approx. [kg] | Part No. |
|------------|--------|--------|--------|--------|---------------------|-------------|
| 50 | 750 | 375 | 275 | 350 | 1.1 | 50-3727-3-6 |
| 50 | 910 | 475 | 375 | 350 | 1.3 | 50-4737-3-6 |
| 50 | 1080 | 575 | 475 | 350 | 1.4 | 50-5747-3-6 |
| 50 | 1380 | 875 | 475 | 350 | 1.6 | 50-8747-3-6 |