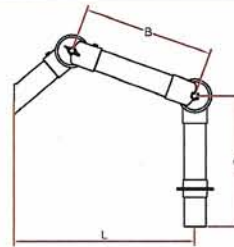


Product Overview



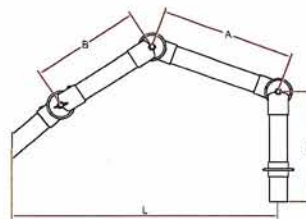
Table mounted

Table mounted (TM), 2-Joint



Diam. [mm]	L [mm]	B [mm]	C [mm]	Weight appr. [kgs]	Part No.	Colour of joint	
						Red	White
75	550	350	450	1.5	75-35-1	-4	-5
75	650	450	450	2.0	75-45-1	-4	-5
75	750	550	450	2.3	75-55-1	-4	-5

Table mounted (TM), 3-Joint



Diam. [mm]	L [mm]	A [mm]	B [mm]	C [mm]	Weight appr. [kgs]	Part No.	Colour of joint	
							Red	White
75	830	350	350	450	1.9	75-3535-1	-4	-5
75	1105	550	450	450	2.5	75-5545-1	-4	-5
75	1290	650	550	450	2.7	75-6555-1	-4	-5
75	1620	900	650	450	3.0	75-9065-1	-4	-5

SYSTEM 25

SYSTEM 50

SYSTEM 63

SYSTEM 75 AL

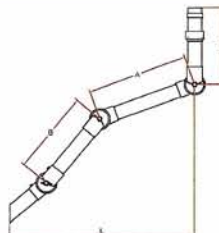
SYSTEM 100

Product Overview

Wall- and Ceiling Mounted



Wall/Ceiling mounted (WCM), 3-Joint



Diam. [mm]	L [mm]	A [mm]	B [mm]	C [mm]	Weight appr. [kgs]	Part No.	Colour of joint	
							Red	White
75	795	350	350	450	2.0	75-3535-3	-4	-5
75	1200	350	900	450	2.3	75-3590-3	-4	-5
75	1060	550	450	450	2.6	75-5545-3	-4	-5
75	1230	650	550	450	2.8	75-6555-3	-4	-5
75	1550	900	650	450	3.1	75-9065-3	-4	-5
75	1660	900	650	450	3.4	75-9065-3-22*	-4	-5
75	1730	900	900	450	3.6	75-9090-3	-4	-5
75	1990	900	900	450	3.8	75-9090-3-22**	-4	-5

*) With 1 external gas spring

***) With 2 external gas springs

Special Stop on Socket Joint

Creates a minimum angle between the extraction arm and ceiling column/wall bracket of 90° or 60°. Prevents the extraction arm from touching a suspended ceiling when folded up.

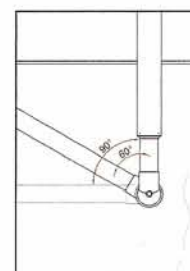
NB! The special stop cannot be retrofitted. It must be ordered with the extraction arm.

Find article No. of Extraction arm with:

Stop 60°: Model of Extraction Arm + -60

Stop 90°: Model of Extraction Arm + -90

E.g.: Model 75-9065-3-5 with Stop 60: Art. No. 75-9065-3-5-60



NB! For Special Stop on gas spring: see page GI 07.