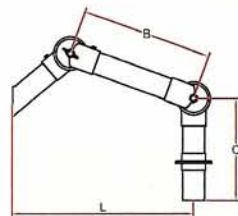


Product Overview

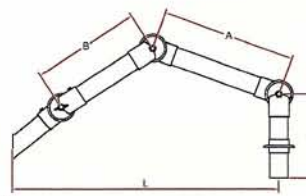
Table mounted

Table mounted (TM), 2-joint



| Diam. [mm] | L [mm] | B [mm] | C [mm] | Weight appr. [kgs] | Part No. | Colour of joint | |
|---------------|-----------|-----------|-----------|-----------------------|-----------|-----------------|-------|
| | | | | | | Red | White |
| 75 | 550 | 350 | 350 | 1.5 | 75-35-1-7 | -4 | -5 |
| 75 | 650 | 450 | 350 | 2.0 | 75-45-1-7 | -4 | -5 |
| 75 | 750 | 550 | 350 | 2.3 | 75-55-1-7 | -4 | -5 |

Table mounted (TM), 3-joint



| Diam. [mm] | L [mm] | A [mm] | B [mm] | C [mm] | Weight appr. [kgs] | Part No. | Colour of joint | |
|---------------|-----------|-----------|-----------|-----------|-----------------------|-------------|-----------------|-------|
| | | | | | | | Red | White |
| 75 | 830 | 350 | 350 | 350 | 1.9 | 75-3535-1-7 | -4 | -5 |
| 75 | 1105 | 550 | 450 | 350 | 2.5 | 75-5545-1-7 | -4 | -5 |
| 75 | 1290 | 650 | 550 | 350 | 2.7 | 75-6555-1-7 | -4 | -5 |
| 75 | 1620 | 900 | 650 | 350 | 3.0 | 75-9065-1-7 | -4 | -5 |

SYSTEM 25

SYSTEM 50

SYSTEM 63

SYSTEM 75 CR

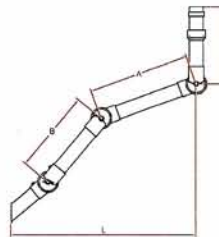
SYSTEM 100



Product Overview

Wall- and Ceiling mounted

Wall/Ceiling Mounted (WCM), 3-joint



| Diam. [mm] | L [mm] | A [mm] | B [mm] | C [mm] | Weight appr. [kgs] | Part No. | Colour of joint | |
|---------------|-----------|-----------|-----------|-----------|-----------------------|------------------|-----------------|-------|
| | | | | | | | Red | White |
| 75 | 795 | 350 | 350 | 350 | 2.0 | 75-3535-3-7 | -4 | -5 |
| 75 | 1200 | 350 | 900 | 350 | 2.3 | 75-3590-3-7 | -4 | -5 |
| 75 | 1060 | 550 | 450 | 350 | 2.6 | 75-5545-3-7 | -4 | -5 |
| 75 | 1230 | 650 | 550 | 350 | 2.8 | 75-6555-3-7 | -4 | -5 |
| 75 | 1550 | 900 | 650 | 350 | 3.1 | 75-9065-3-7 | -4 | -5 |
| 75 | 1660 | 900 | 650 | 350 | 3.4 | 75-9065-3-22-7* | -4 | -5 |
| 75 | 1990 | 900 | 900 | 350 | 4.1 | 75-9090-3-22-7** | -4 | -5 |

*) With 1 external gas spring

**) With 2 external gas springs

Special Stop on Socket Joint

Creates a minimum angle between the extraction arm and ceiling column/wall bracket of 90° or 60°. Prevents the extraction arm from touching a suspended ceiling when folded up.

NB! The special stop cannot be retrofitted. It must be ordered with the extraction arm.

Find article No. of Extraction arm with:

Stop 60°: Model of Extraction Arm + -60

Stop 90°: Model of Extraction Arm + -90

E.g.: Model 75-9065-3-7 with Stop 60: Art. No. 75-9065-3-7-60

NB! For Special Stop on gas spring: see page GI 06.

