


Type 1 ▼



▼ Type 3



▲ Type 2



Accessories for ALSIDENT® SYSTEM 25 ... optional mounting of flange

ALSIDENT® SYSTEM 25 can be equipped with flanges in various sizes for connection to the ventilation system.

Mounting of flanges on Type 1 and Type 2 work cabinets is optional. The standard Type 3 work cabinet is always delivered with a mounted Ø75 mm (2.95") flange. It is also possible to order the mounting of a Ø50 mm (1.97") flange.

The cabinet flanges are available in 6 different sizes and are made of red or white polypropylene. On the standard cabinets, the flanges are screwed on the back wall. It is possible to order a special placement of the flange.

See the insert with article numbers for further information. Please also feel free to visit www.alsident.com or contact your distributor.

Distributor

ALSIDENT® SYSTEM 25

Work Cabinets for a cleaner working environment




◀ Type 2 ▶

◀ Type 3



◀▶ Type 1



Type 1 ▶

Work Cabinets – for a cleaner working environment

The use of a work cabinet for polluting work processes isolates the pollutant and prevents the pollution from spreading to the room. This is a very efficient method in creating a cleaner working environment.

Easily cleaned

ALSIDENT® SYSTEM 25 work cabinets are made of PETG and aluminium. PETG is a shock-proof and a very resistant plastic material with a high transparency.

The work cabinets are easily cleaned and resistant to all current cleaning materials and cleaning solutions.

Measurement of efficiency

The work cabinets have been tested by the Danish Technological Institute to calculate the recommended air volumes. For further information please contact your distributor or visit www.alsident.com.

ALSIDENT® SYSTEM 25 ...efficient isolation and unique design

Application

ALSIDENT® SYSTEM 25 work cabinets are designed for air volumes between 117 - 850 m³/h (68-500 CFM).

ALSIDENT® SYSTEM 25 is very applicable for working processes such as: weighing and trans-filling of powders, mixing of chemicals, hair dye and fluids for permanent waving, small grinding jobs, measuring and analyzing operations, using solvents for cleaning of small parts such as printed circuits, gluing etc. The work cabinets are therefore used at various work places such as hospitals, laboratories, hairdressers', dentists and dental laboratories.

ALSIDENT® SYSTEM 25 - three types of work cabinets

ALSIDENT® SYSTEM 25 offers 3 types of work cabinets in various sizes and designs.

The air volume is decided by the size of the opening. The recommended air volumes of the standard work cabinets are stated on the insert.

Type 1

– three sizes, three air volumes

Type 1 is equipped with a transparent vacuum moulded PETG-top with a window of safety glass allowing a good view of the working process. The transparent sides of PETG are assembled with aluminium supports in the corners. This type is available with sides in three different heights of approximately 200, 500 or 750 mm (8", 20" or 30"). The higher cabinets have a bigger opening and therefore a larger air volume.

Cabinet Type 1 is delivered unassembled and with loose screws in order to reduce the freight costs.

Type 2

– moulded work cabinet with small opening

Type 2 is a vacuum moulded cabinet of transparent PETG with a window of safety glass allowing a good view of the working process.

The broad cabinet with a small opening has lots of space for hands and arms. This work cabinet is therefore suited for small tasks such as grinding or cleaning.

Cabinet Type 2 is also available in a semi-transparent (opal white) version.

Type 3

– small work cabinet with a large opening

Cabinet Type 3 is also equipped with a transparent PETG-top. The sides are of white powder coated steel. This cabinet is delivered with a flange, 2 loose stub pipes and a joint with damper allowing a good connection to the ventilation system. Work cabinet type 3 is often used as a mixing cabinet e.g. at hairdressers'. The small cabinet does not require much space and the large opening enables free access to the work process.

Customized solutions – short delivery time

In addition to the standard products, ALSIDENT® SYSTEM 25 also offers special solutions. The customized cabinets in various sizes can be equipped with sliding doors, side-hung or top-hung doors, slanting opening or built-in suction arm.

The technical department will send a drawing of the customized cabinet to the customer for approval before starting the production.

The delivery time is short – both for standard products and customized solutions.







System 25 Work Cabinets

	Colour	Max. air flow [m ³ /h]	Comments	Basic Article No.	+ colour of corner	
					● red	○ white



TYPE 1

	Transparent PETG*	220	Flange to be ordered separately	25-106020-	4	5
		550		25-106050-	4	5
		850		25-106075-	4	5


TYPE 2

	Transparent PETG*	117	Without flange	25-604535-0-	4	5
		117	With flange dia. 80 mm	25-604535-	4	5
	Opal white PETG*	117	Without flange	25-604535-0-7-	4	5
		117	With flange dia. 80 mm	25-604535-7-	4	5

TYPE 3

	Transparent PETG* top, sides of powder coated steel.	204	With flange, stub pipes and joint with damper diameter: 75 mm	25-4030	-	-
	White	Reducer required for Work Cabinet Type 3	Diameter of pipe: 80-75 mm	4-8075	-	-
			Diameter of pipe: 100-75 mm	4-10075	-	-

Accessories

CABINET FLANGES POLYPROPYLENE	Diameter [mm / "]	Basic Article No.	+ colour	
			● red	○ white
	50 / 1.97	4-50-13-	4	5
	75 / 2.95	4-75-13-	4	5
	80 / 3.15	4-80-13-	4	5
	100 / 3.94	4-100-13-	4	5
	125 / 4.92	4-125-13-	4	5
	160 / 6.30	4-160-13-	4	5

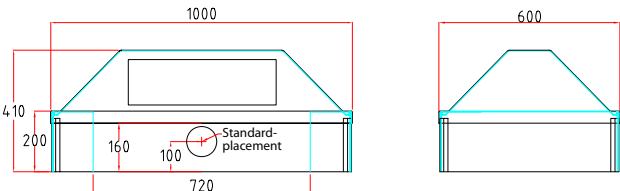
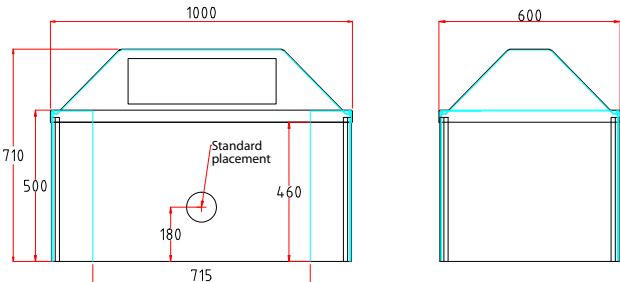
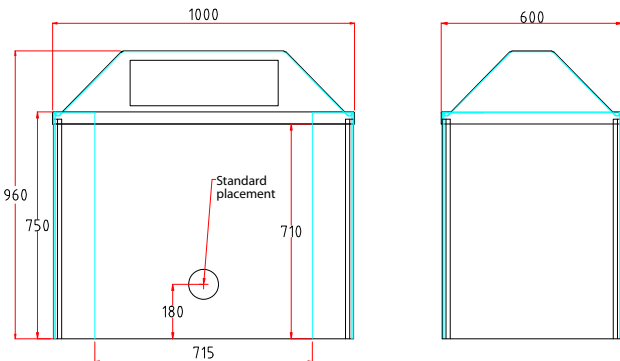
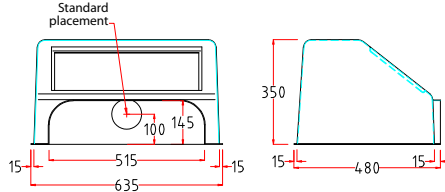
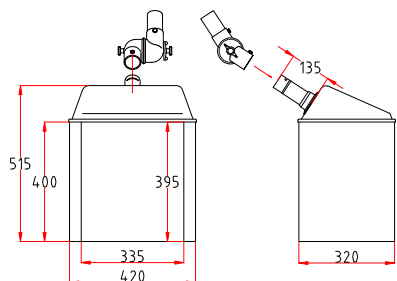
ALSIDENT® SYSTEM 25 Type1 consists of two parts to be ordered separately: Work cabinet and flange. The size of cabinet Type 1 can also be customized. For further information on cabinets and other products, please visit our website: www.alsident.com

Distributor

*) PETG: polyethylene terephthalate, glycol modified



Standard Placement of Flange

TYPE 1	
	<p>It is possible to order various sizes and placements of flanges by sending us a drawing.</p>
	
	
TYPE 2	
	<p>Various sizes and placements of flanges by sending us a drawing.</p>
TYPE 3	
	<p>Stub pipe, joint with damper (Ø75) and tube are standard equipment on this cabinet.</p>

The cabinets are delivered with standard placement of flange unless a special placement is ordered. (all measurements in mm)